



TIMES PRO Mobile Payslip

User Guide for Employees

Document Version: 1.0

Released Date: 1 January 2023



TABLE OF CONTENTS

VIEW PAY SLIP4

VIEW PAY HISTORY7

RELATED GUIDES

Before proceeding this user guide, please read the following guides first.

TIMES PRO Mobile Introductory Guide.



DISCLAIMER

Copyright 2023 Times Software Pte Ltd ("TIMES SOFTWARE") (Company Registration No.: 199804415D) All rights reserved. Please refer to the legal notice below for terms of use.

THE SPECIFICATIONS AND INFORMATION REGARDING THE PRODUCTS IN THIS USER GUIDE ARE SUBJECT TO CHANGE WITHOUT NOTICE. ALL STATEMENTS, INFORMATION, AND RECOMMENDATIONS IN THIS USER GUIDE ARE BELIEVED TO BE ACCURATE BUT ARE PRESENTED WITHOUT WARRANTY OF ANY KIND, EXPRESS OR IMPLIED. USERS MUST TAKE FULL RESPONSIBILITY FOR THEIR APPLICATION OF ANY PRODUCTS.

INFORMATION PROVIDED IN THIS GUIDE IS PROVIDED "AS IS" WITH ALL FAULTS. TIMES SOFTWARE DISCLAIM ALL WARRANTIES, EXPRESSED OR IMPLIED, INCLUDING, WITHOUT LIMITATION, THOSE OF MERCHANTABILITY, FITNESS FOR A PARTICULAR PURPOSE AND NONINFRINGEMENT OR ARISING FROM A COURSE OF DEALING, USAGE OR TRADE PRACTICE.

IN NO EVENT SHALL TIMES SOFTWARE OR ITS SUPPLIERS BE LIABLE FOR ANY DIRECT, SPECIAL, INCIDENTAL, CONSEQUENTIAL, INDIRECT OR PUNITIVE DAMAGES, OR ANY DAMAGES WHATSOEVER, INCLUDING, WITHOUT LIMITATION, LOST PROFITS OR LOSS OR DAMAGE TO DATA ARISING OUT OF THE USE OR INABILITY TO USE THIS USER GUIDE, OR ANY ERRORS OR OMISSIONS IN THE CONTENT THEREOF, EVEN IF TIMES SOFTWARE OR ITS SUPPLIERS HAVE BEEN ADVISED OF THE POSSIBILITY OF SUCH DAMAGES.

Unless otherwise noted, the example companies, organizations, products, domain names, email addresses, logos, people, places and events depicted herein are fictitious, and no association with any real company, organization, product, domain name, email address, logo, person, place or event is intended or should be inferred. Any workflows, display output, diagrams and other figures included in this user guide are shown for illustrative purposes only.

Without limiting the rights under copyright, no part of this user guide may be reproduced, stored in or introduced into a retrieval system, or transmitted in any form or by any means (electronic, mechanical, photocopying, recording, or otherwise), or for any purpose, without the express written permission of TIMES SOFTWARE.

The TIMES service and products identified in this user guide are trademarks or service marks of TIMES SOFTWARE. All other products or services referenced in this user guide may be the trademarks or service marks of their respective owners.

View Pay Slip

There are several ways to access the **View Pay Slip** page starting at the **Home** page.

Tap on **PaySlip** icon at either at **Module** section or at the **Right Sidebar Menu**.

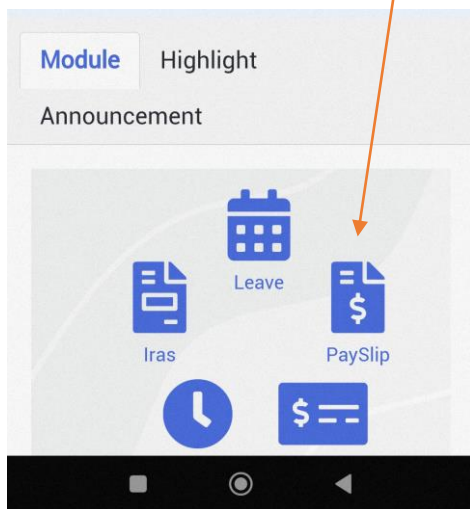


Figure 1 TIMES PRO Mobile Module section at Home page

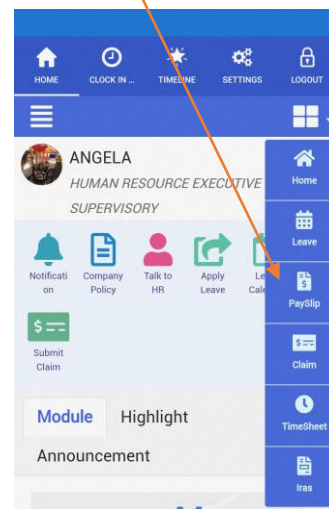


Figure 2 TIMES PRO Mobile Right Sidebar Menu

At the **Payslip** module, tap on the **Left Sidebar** button to access the menu.

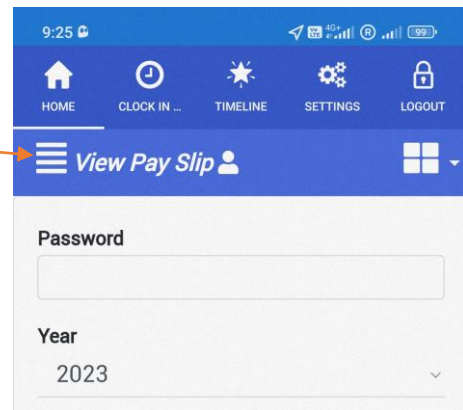


Figure 3 TIMES PRO Mobile Payslip module

Tap on the **View Pay Slip** option at the **Left Sidebar Menu**.

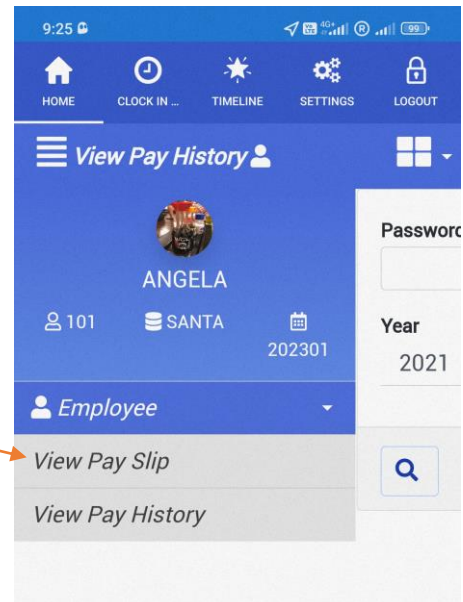


Figure 4 TIMES PRO Mobile Payslip Left Sidebar Menu

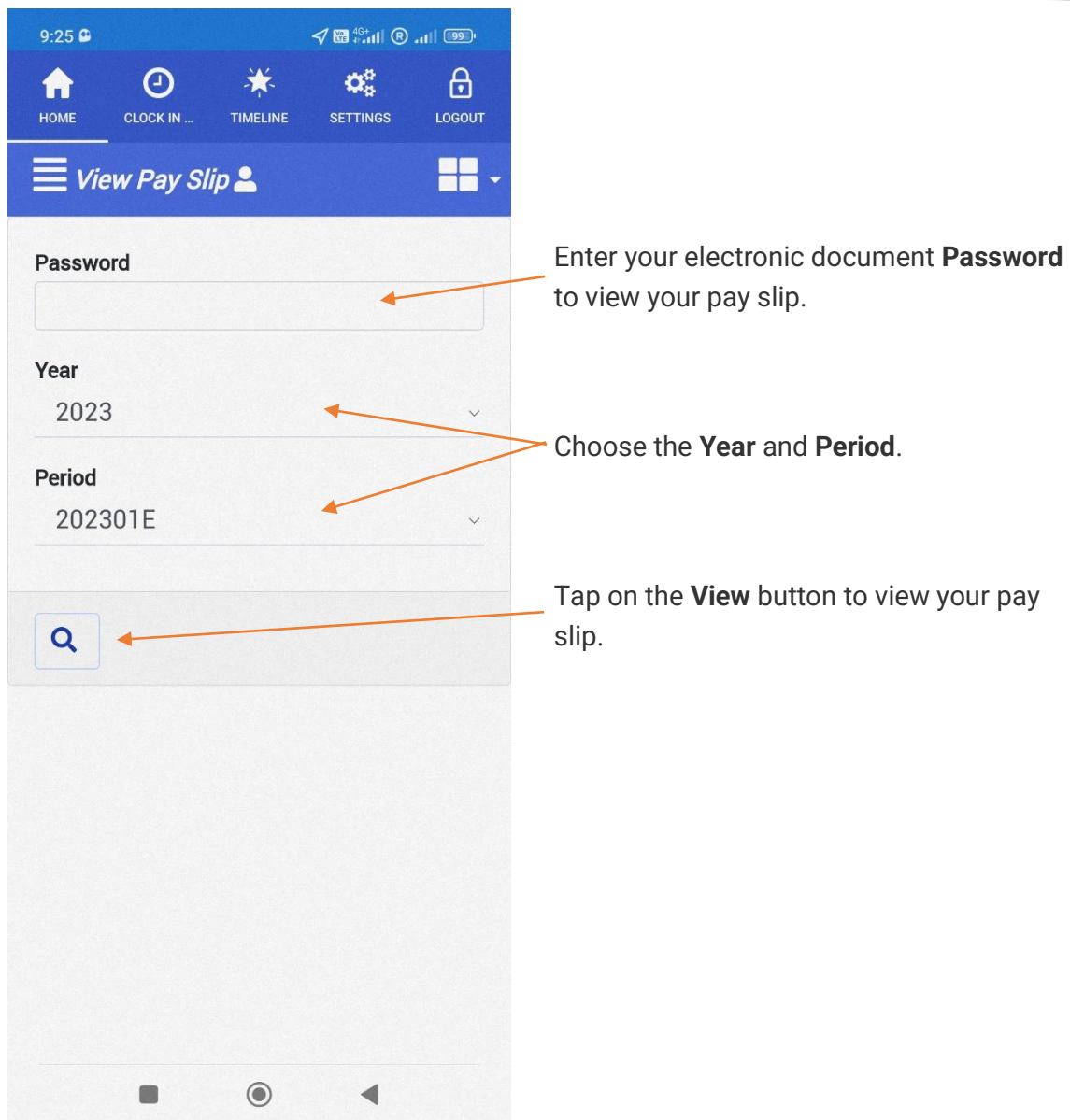
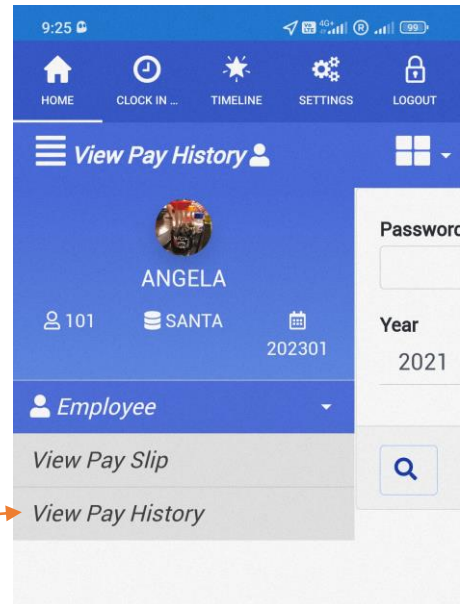


Figure 5 TIMES PRO Mobile Payslip View Pay Slip page sample

View Pay History

Tap on the **View Pay History** option at the **Left Sidebar Menu** of the **Payslip** module to access it.



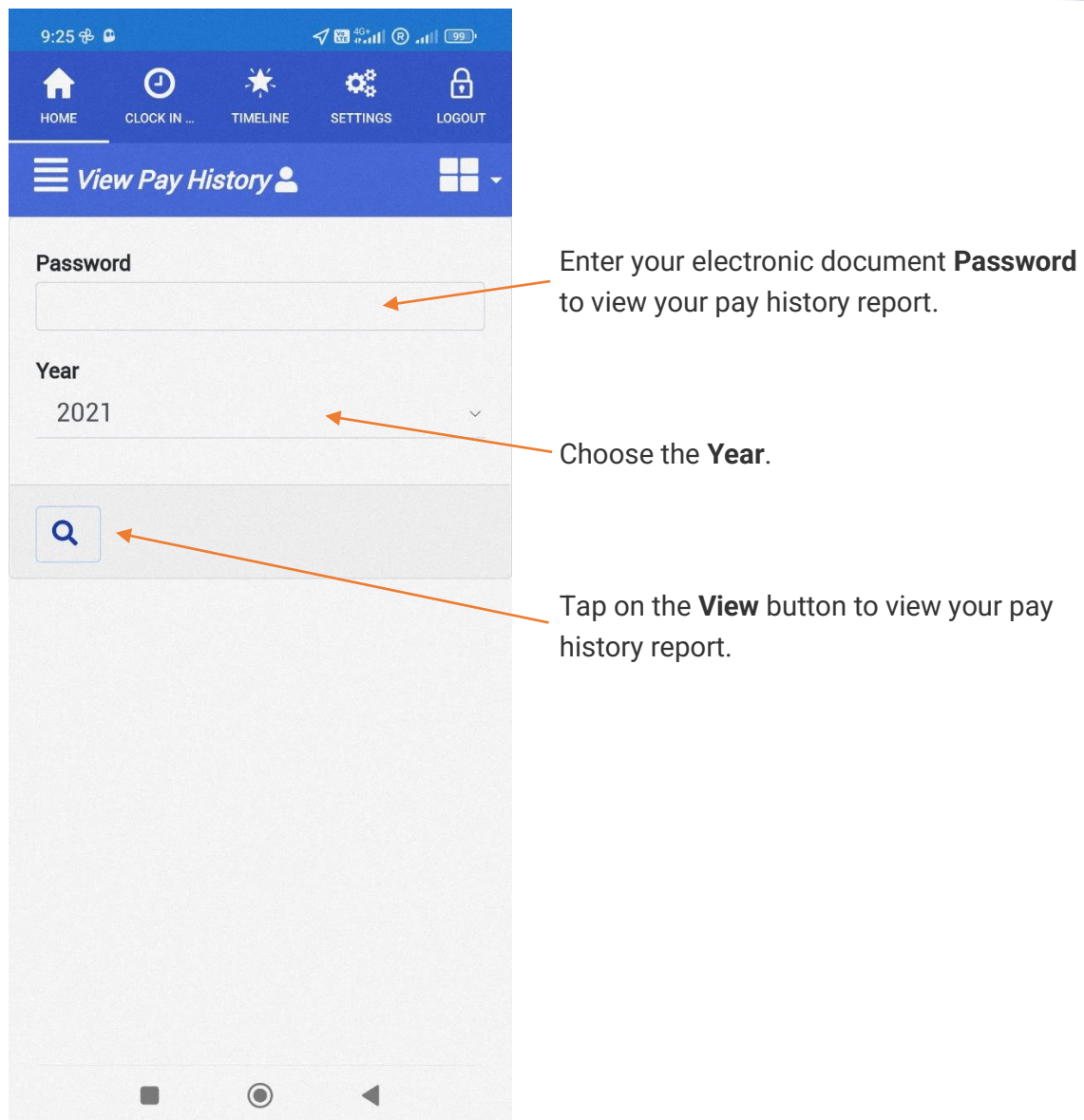


Figure 6 TIMES PRO Mobile Payslip View Pay History page sample

End of Document